

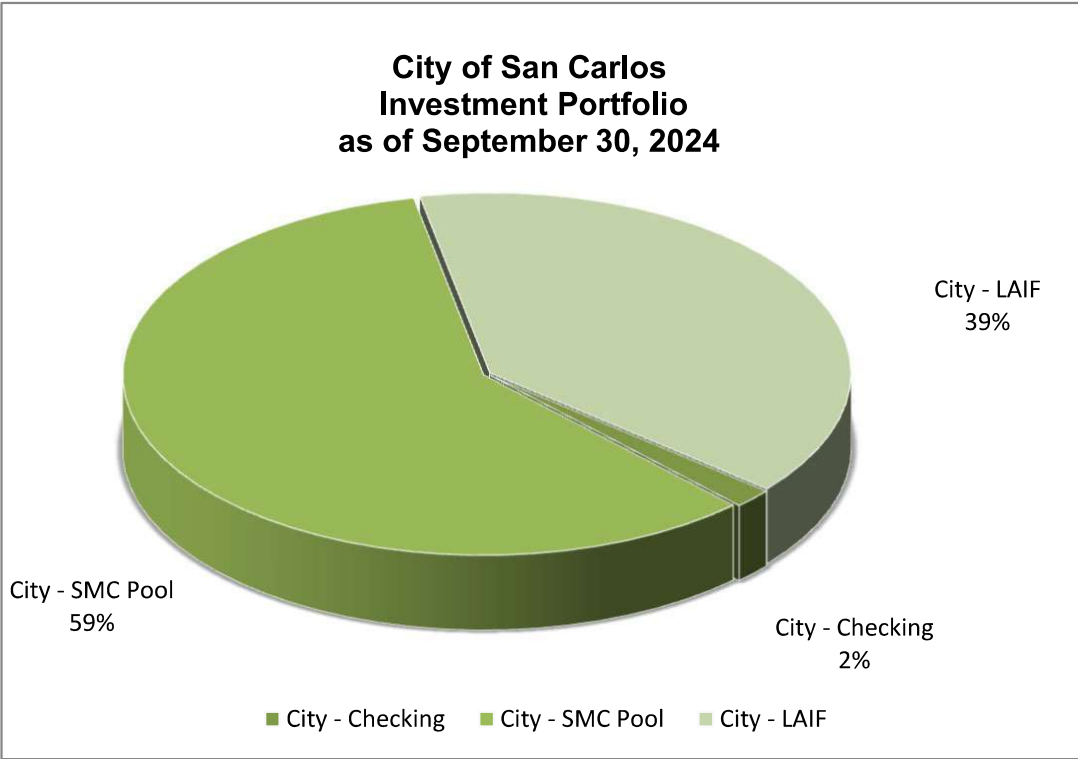
**CITY OF SAN CARLOS**  
**INVESTMENT PORTFOLIO**  
**September 30, 2024**

CITY OF SAN CARLOS Investment Type	Purchase Price (\$)	Yield %		Historical Book Value (\$)	% of Portfolio	GASB 31 Market Value (\$)*	Quarterly Income
		Qtr.	Year-to-date				
<b>LIQUID ACCOUNTS</b>							
<i>Checking Account</i>	\$ 3,001,417	1.41%	1.41%	\$ 3,001,417	2%	\$ 3,001,417	\$ -
<i>Investment Accounts</i>							
San Mateo County Pool-City of San Carlos	\$ 101,170,418	3.86%	3.86%	101,170,418	59%	101,585,216	-
State of California LAIF-City of San Carlos	\$ 67,225,571	4.56%	4.56%	67,225,571	39%	67,364,129	-
<i>Total Liquid Accounts</i>	\$ 168,395,989	4.14%	4.14%	\$ 168,395,989	98%	\$ 168,949,345	\$ -
<b>Total for City of San Carlos</b>	<b>\$ 171,397,406</b>	<b>4.09%</b>	<b>4.09%</b>	<b>\$ 171,397,406</b>	<b>100%</b>	<b>\$ 171,950,762</b>	<b>\$ -</b>

\* Notes:

1) Difference in value between Historical Value and Market Value may be due to timing of purchase. Investments in the investment pools may have been purchased when interest rates were lower or higher than the end date of this report. As interest rates increase or decrease, the value of the investment pools will decrease or increase accordingly. However, the interest rate fluctuations does not have impact to the City's balance in the investment pools. The market values are presented as a reference only.

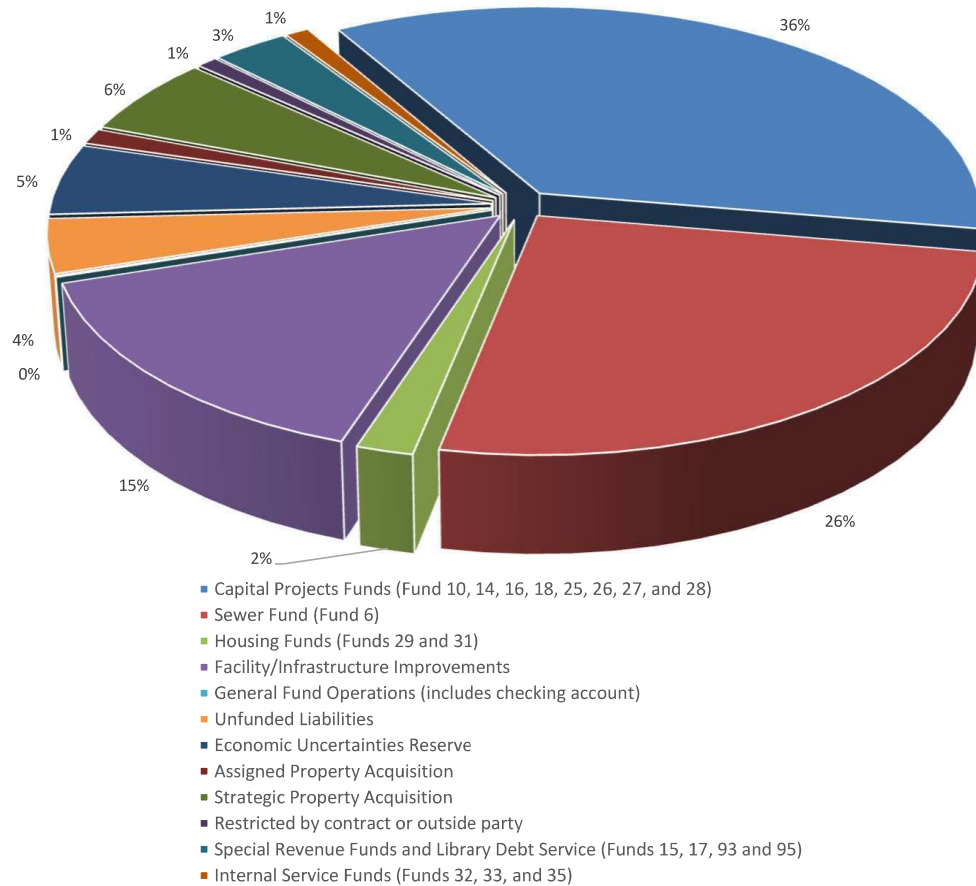
2) Effective January 1, 2020, the LAIF deposit limit was increased from \$65 million to \$75 million. The limit remains in effect until updated by the State Treasurer.



**Investment Portfolio Diversification**

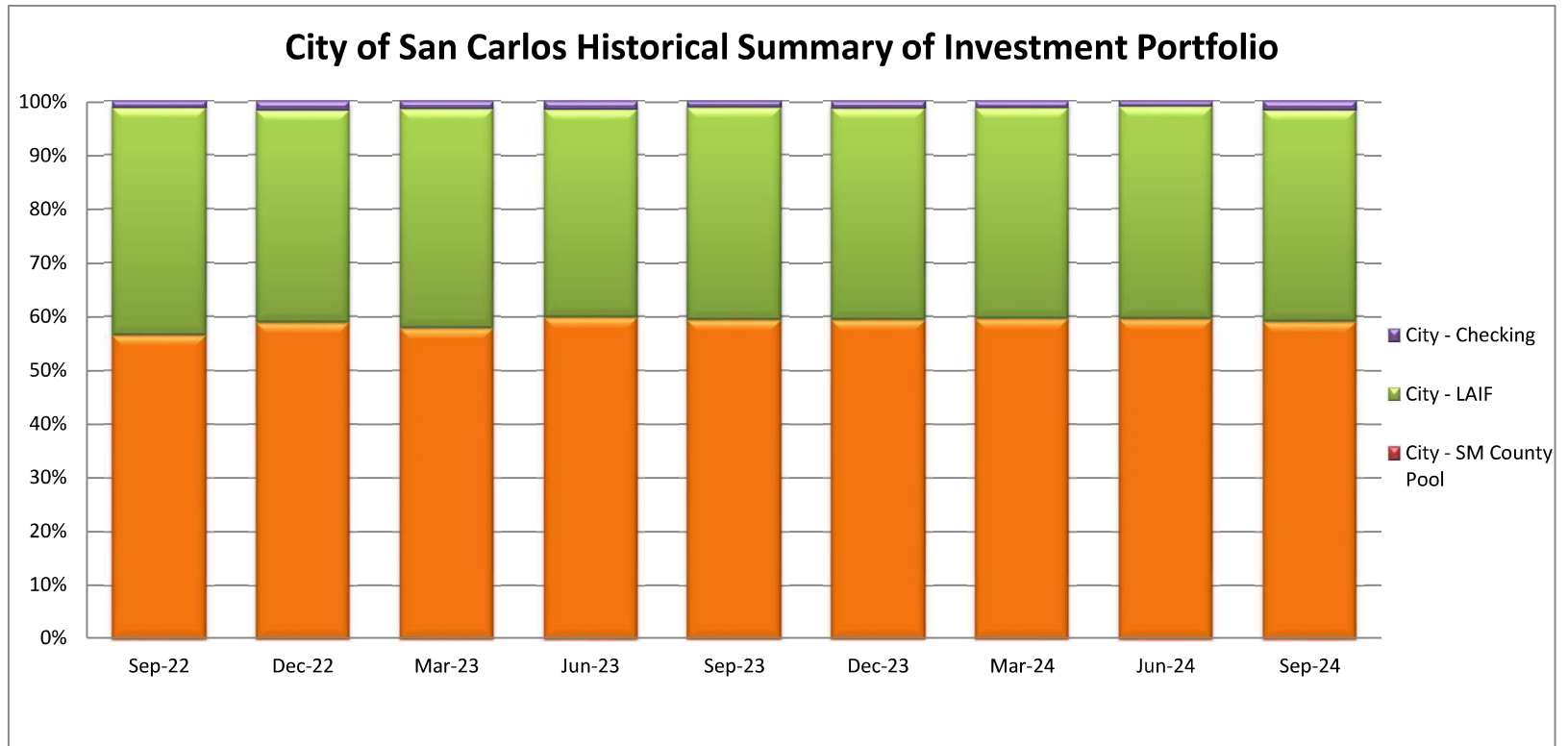
City of San Carlos	Checking Account	\$ 3,001,417	2%
City of San Carlos	SM County Pool	101,170,418	59%
City of San Carlos	LAIF-General	67,225,571	39%
Total		<u>\$ 171,397,406</u>	100%

**City of San Carlos**  
**Investment Allocations**  
**as of September 30, 2024**



Funds	Cash Balance	% of Total Balance
Capital Projects Funds (Fund 10, 14, 16, 18, 25, 26, 27, and 28)	\$ 61,712,155	36.0%
Sewer Fund (Fund 6)	43,784,586	25.5%
Housing Funds (Funds 29 and 31)	3,202,270	1.9%
Facility/Infrastructure Improvements	25,591,500	14.9%
General Fund Operations (includes checking account)	153,555	0.1%
Unfunded Liabilities	7,000,000	4.1%
Economic Uncertainties Reserve	9,240,082	5.4%
Assigned Property Acquisition	2,000,000	1.2%
Strategic Property Acquisition	10,191,795	5.9%
Restricted by contract or outside party	1,469,688	0.9%
Special Revenue Funds and Library Debt Service (Funds 15, 17, 93 and 95)	5,379,776	3.1%
Internal Service Funds (Funds 32, 33, and 35)	1,671,999	1.0%
<b>Total</b>	<b>\$ 171,397,406</b>	<b>100.0%</b>

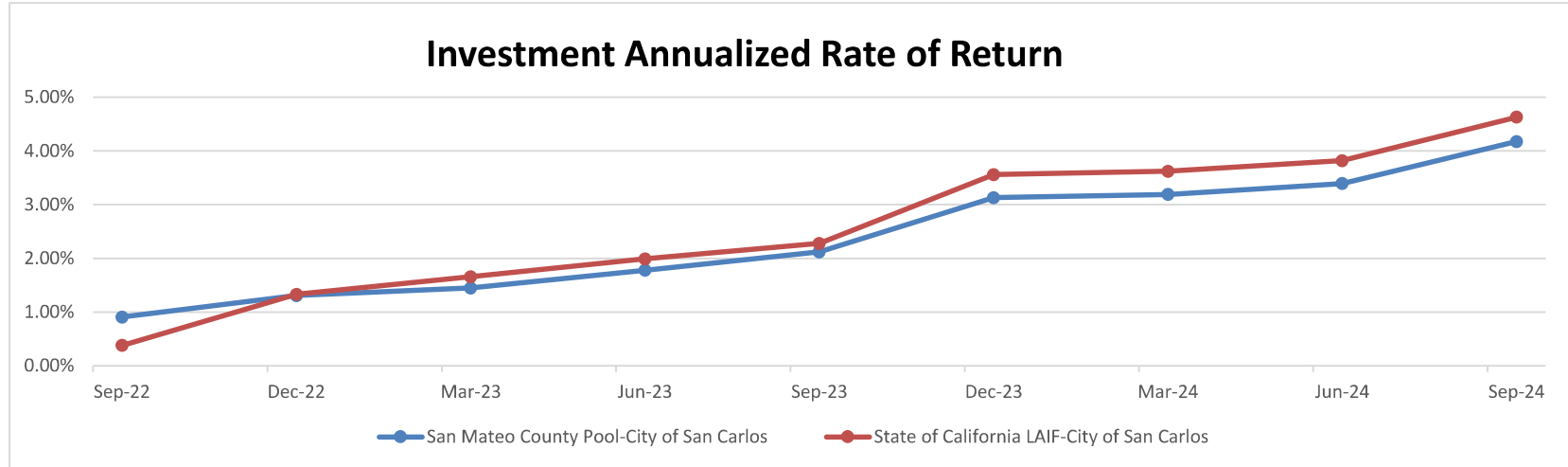
*Note: Final allocation of unassigned fund balances, in accordance with GASB 54, will follow completion of the annual audit*



**City of San Carlos Investment Portfolio**

	Sep-22	Dec-22	Mar-23	Jun-23	Sep-23	Dec-23	Mar-24	Jun-24	Sep-24
City - Checking	2,115,336	3,257,964	2,755,075	3,112,159	2,259,219	2,521,232	2,521,232	1,888,533	3,001,417
City - SM County Pool	92,597,140	106,000,261	105,745,654	114,209,600	112,625,276	110,321,073	111,771,738	109,670,755	101,170,418
City - LAIF	69,161,866	70,891,695	74,441,588	73,628,612	74,882,268	73,048,078	73,221,839	72,694,145	67,225,571
Total	\$ 163,874,342	\$ 180,149,920	\$ 182,942,316	\$ 190,950,371	\$ 189,766,763	\$ 185,890,383	\$ 187,514,809	\$ 184,253,433	\$ 171,397,406

**CITY OF SAN CARLOS**  
**INVESTMENT ANNUALIZED RATE OF RETURN**  
September 30, 2024



<i>Investment Accounts</i>	<u>Annualized Rate of Return</u>								
	Sep-22	Dec-22	Mar-23	Jun-23	Sep-23	Dec-23	Mar-24	Jun-24	Sep-24
San Mateo County Pool-City of San Carlos	0.91%	1.31%	1.45%	1.78%	2.12%	3.13%	3.19%	3.39%	4.18%
State of California LAIF-City of San Carlos	0.38%	1.33%	1.66%	1.99%	2.28%	3.56%	3.62%	3.82%	4.63%