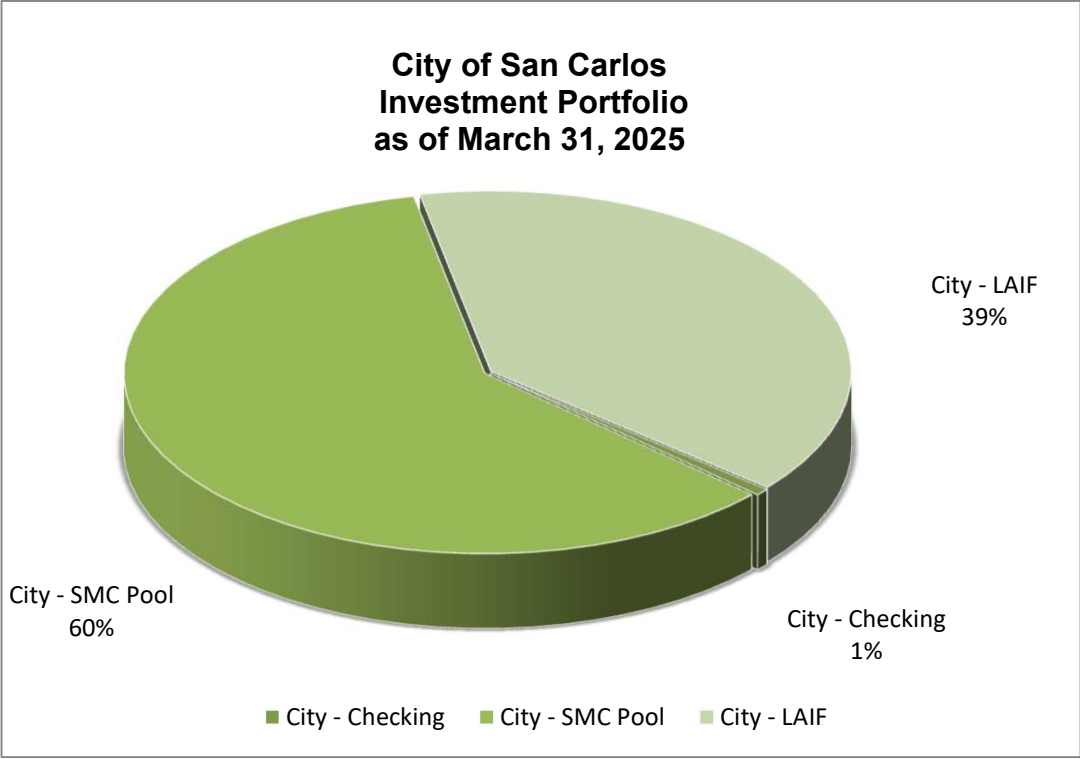


CITY OF SAN CARLOS
INVESTMENT PORTFOLIO
March 31, 2025

CITY OF SAN CARLOS <u>Investment Type</u>	Purchase Price (\$)	Yield %		Historical Book Value (\$)	% of Portfolio	GASB 31 Market Value (\$)*	Quarterly Income
		Qtr.	Year-to-date				
LIQUID ACCOUNTS							
<i>Checking Account</i>	\$ 1,146,208	0.08%	0.09%	\$ 1,146,208	1%	\$ 1,146,208	\$ 4,407
<i>Investment Accounts</i>							
San Mateo County Pool-City of San Carlos	\$ 109,827,080	3.99%	3.86%	109,827,080	60%	110,559,627	1,045,474
State of California LAIF-City of San Carlos	\$ 71,758,513	4.34%	4.46%	71,758,513	39%	71,819,449	804,507
<i>Total Liquid Accounts</i>	\$ 181,585,593	4.13%	4.10%	\$ 181,585,593	99%	\$ 182,379,076	\$ 1,849,981
Total for City of San Carlos	\$ 182,731,801	4.10%	4.07%	\$ 182,731,801	100%	\$ 183,525,284	\$ 1,854,388

* Notes:

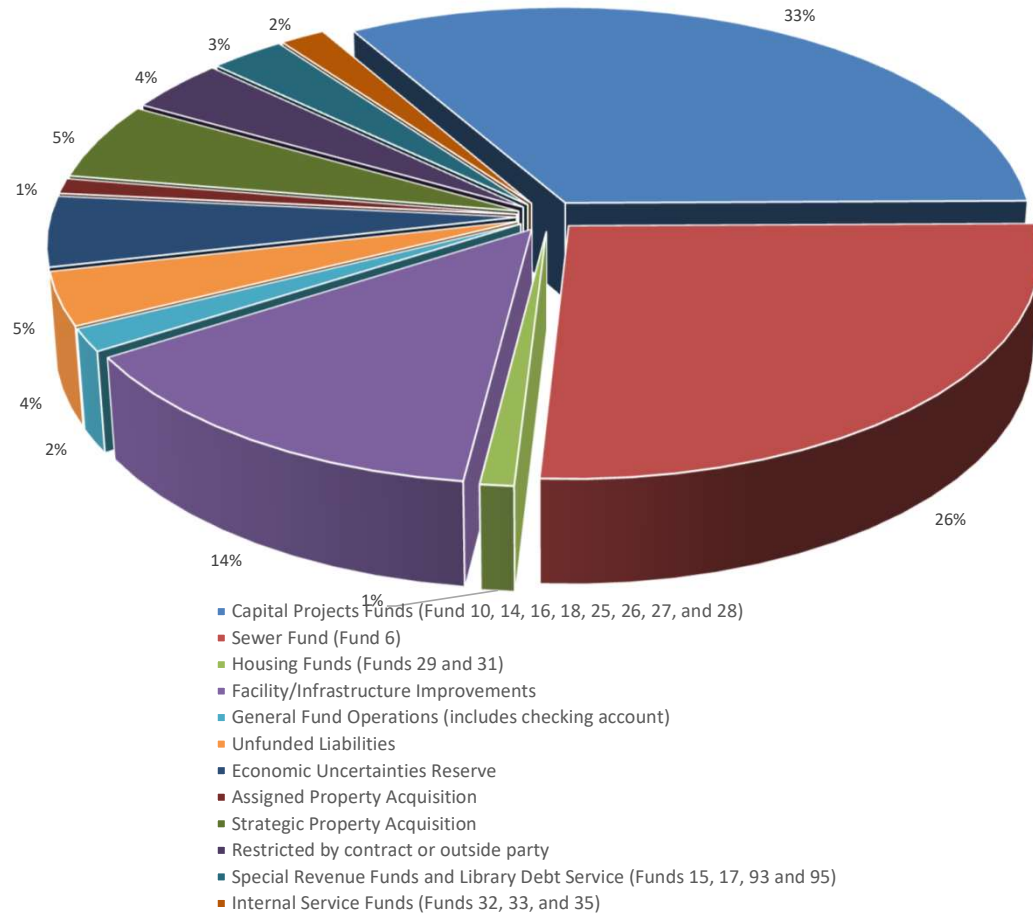
- 1) Difference in value between Historical Value and Market Value may be due to timing of purchase. Investments in the investment pools may have been purchased when interest rates were lower or higher than the end date of this report. As interest rates increase or decrease, the value of the investment pools will decrease or increase accordingly. However, the interest rate fluctuations does not have impact to the City's balance in the investment pools. The market values are presented as a reference only.
- 2) Effective January 1, 2020, the LAIF deposit limit was increased from \$65 million to \$75 million. The limit remains in effect until updated by the State Treasurer.



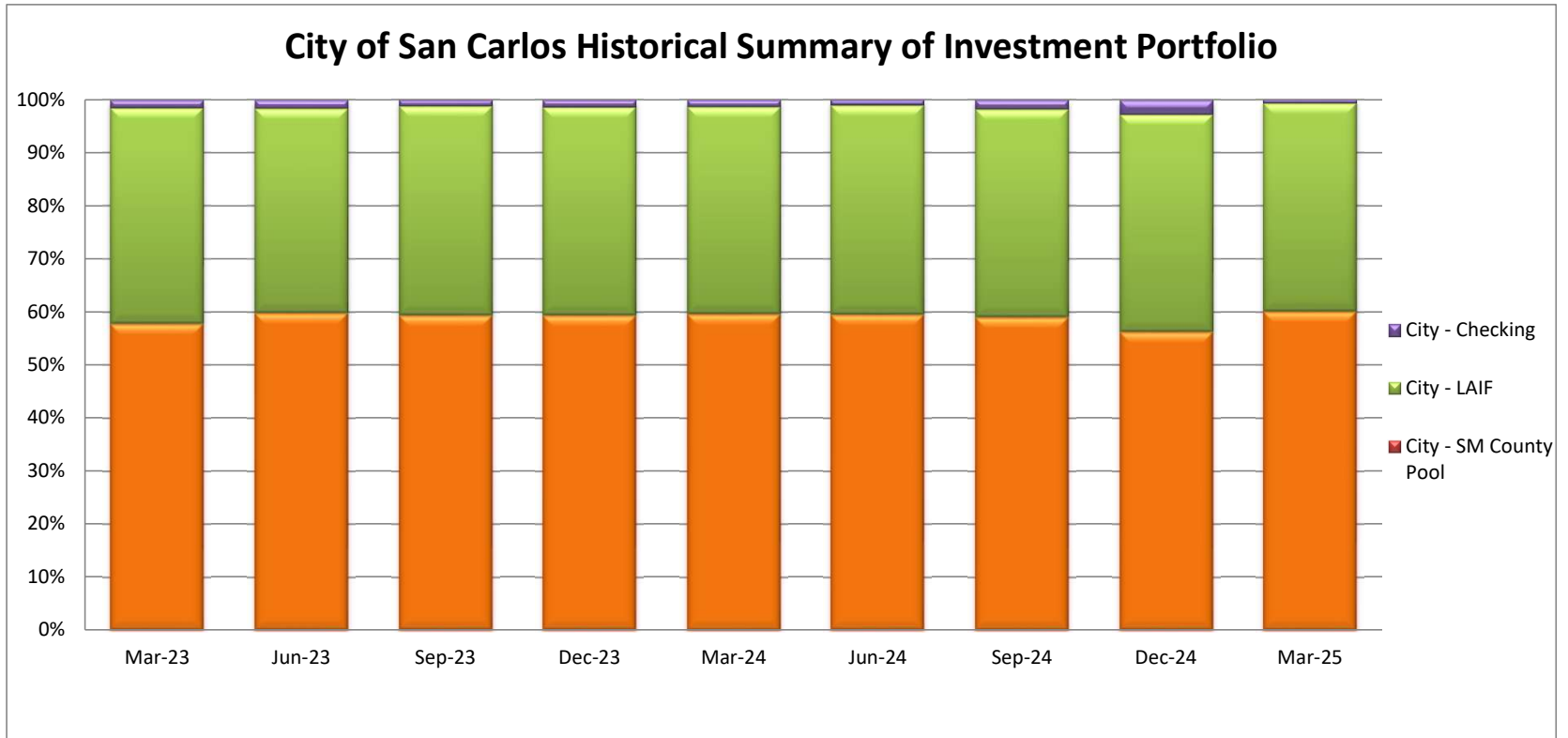
Investment Portfolio Diversification

City of San Carlos	Checking Account	\$ 1,146,208	1%
City of San Carlos	SM County Pool	109,827,080	60%
City of San Carlos	LAIF-General	71,758,513	39%
Total		<u>\$ 182,731,801</u>	100%

City of San Carlos
Investment Allocations
as of March 31, 2025



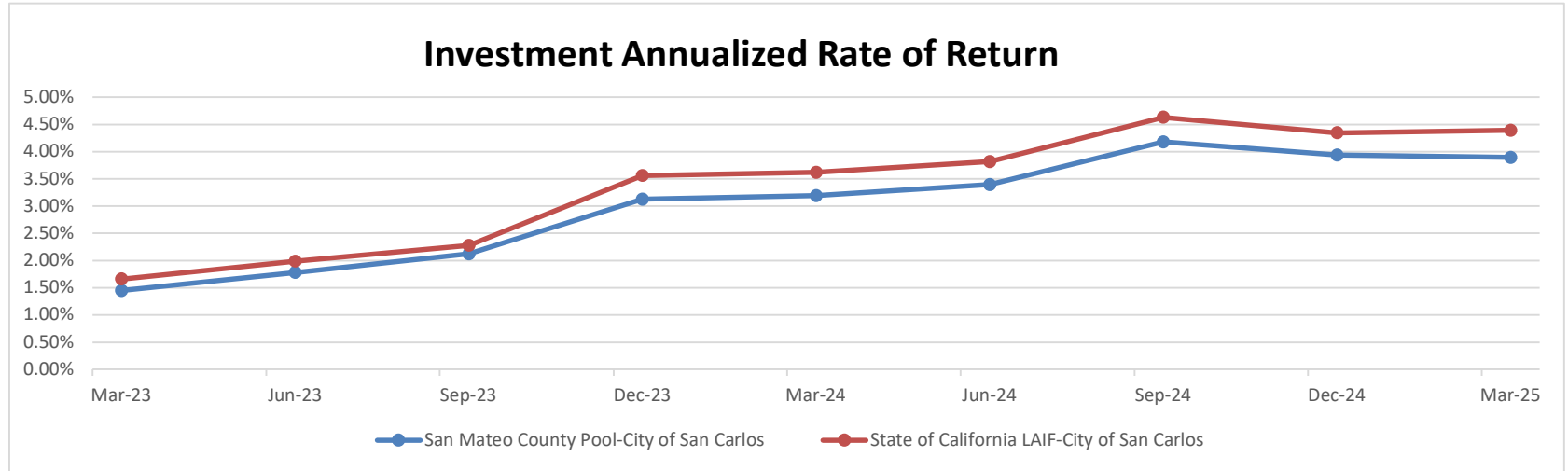
Funds	Cash Balance	% of Total Balance
Capital Projects Funds (Fund 10, 14, 16, 18, 25, 26, 27, and 28)	\$ 60,622,435	33.2%
Sewer Fund (Fund 6)	47,703,584	26.1%
Housing Funds (Funds 29 and 31)	1,899,813	1.0%
Facility/Infrastructure Improvements	25,591,500	14.0%
General Fund Operations (includes checking account)	2,997,679	1.6%
Unfunded Liabilities	7,000,000	3.8%
Economic Uncertainties Reserve	9,240,082	5.1%
Assigned Property Acquisition	2,000,000	1.1%
Strategic Property Acquisition	10,191,795	5.6%
Restricted by contract or outside party	6,996,098	3.8%
Special Revenue Funds and Library Debt Service (Funds 15, 17, 93 and 95)	5,298,047	2.9%
Internal Service Funds (Funds 32, 33, and 35)	3,190,768	1.7%
Total	\$ 182,731,801	100.0%



City of San Carlos Investment Portfolio

	Mar-23	Jun-23	Sep-23	Dec-23	Mar-24	Jun-24	Sep-24	Dec-24	Mar-25
City - Checking	2,755,075	3,112,159	2,259,219	2,521,232	2,521,232	1,888,533	3,001,417	4,941,377	1,146,208
City - SM County Pool	105,745,654	114,209,600	112,625,276	110,321,073	111,771,738	109,670,755	101,170,418	101,449,858	109,827,080
City - LAIF	74,441,588	73,628,612	74,882,268	73,048,078	73,221,839	72,694,145	67,225,571	73,903,796	71,758,513
Total	\$ 182,942,316	\$ 190,950,371	\$ 189,766,763	\$ 185,890,383	\$ 187,514,809	\$ 184,253,433	\$ 171,397,406	\$ 180,295,031	\$ 182,731,801

CITY OF SAN CARLOS
INVESTMENT ANNUALIZED RATE OF RETURN
March 31, 2025



<i>Investment Accounts</i>	<u>Annualized Rate of Return</u>								
	Mar-23	Jun-23	Sep-23	Dec-23	Mar-24	Jun-24	Sep-24	Dec-24	Mar-25
San Mateo County Pool-City of San Carlos	1.45%	1.78%	2.12%	3.13%	3.19%	3.39%	4.18%	3.94%	3.89%
State of California LAIF-City of San Carlos	1.66%	1.99%	2.28%	3.56%	3.62%	3.82%	4.63%	4.34%	4.39%